

COPA CLIO ESPAÑA
ROUND 5 - BARCELONA
TEST COLECTIVO 1

Classification

No	Driver	Nat	Team	Car	Cl.	Time	Lap	Total	Gap	Kph
1	151 Niels KOOLEN	NLD	VELOSO MOTORSPORT	Porsche 992 GT3 Cup	GT CUP	1:48.489	11	11	-	154.5
2	122 Alejandro BARAMBIO	ESP	GT CORSE	Porsche 992 GT3 Cup	GT CUP	1:48.847	5	12	+0.358 +0.358	154.0
3	116 Asier GOROSTIZA(JF-BR)	ESP	GT CORSE	Porsche 992 GT3 Cup	GT CUP	1:49.691	7	11	+1.202 +0.844	152.8
4	120 Stephane BARRET(BR)	FRA	VORTEX	Vortex 2.0	GPX	1:54.530	9	9	+6.041 +4.839	146.4
5	136 Manuel MANCEÑIDO	ESP	UCAV RACING	Howe Mustang TA2	GPR	1:56.356	4	10	+7.867 +1.826	144.1
6	130 Pere MARQUES	ESP	PETROGOLD	Ligier Js2r	GPR	1:56.494	10	10	+8.005 +0.138	143.9
7	115 Mario PINAZO	ESP	NM RACING TEAM	Mercedes AMG GT4	GT4	1:58.207	10	10	+9.718 +1.713	141.8
8	133 Rui MIRITTA	PRT	MONTEIROS COMPETIÇÕES	Porsche 991.1 GT3	GT CUP	1:59.160	4	9	+10.671 +0.953	140.7
9	13 Alex LANCELOTTI	Suiza	GPA Racing	RENAULT CLIO CUP V	CLIO	2:02.747	10	11	+14.258 +3.587	136.6
10	15 David POUJET	FRA	GPA Racing	RENAULT CLIO CUP V	CLIO	2:02.964	10	10	+14.475 +0.217	136.3
11	17 Nicky TAYLOR	GBR	GPA Racing	RENAULT CLIO CUP V	CLIO	2:03.515	4	11	+15.026 +0.551	135.7
12	10 Mauro POLDERMAN	BEL	AST Competition	RENAULT CLIO CUP V	CLIO	2:04.345	10	11	+15.856 +0.830	134.8
13	25 Nicolas MILAN	FRA	Milan Competición	RENAULT CLIO CUP V	CLIO	2:04.386	11	11	+15.897 +0.041	134.8
14	150 Jorge ROCHA	PRT	MONTEIROS COMPETIÇÕES	Bmw M4 GT4 F82	GT4	2:04.720	8	8	+16.231 +0.334	134.4
15	99 Guillaume MAIO	FRA	Team GM Sport	RENAULT CLIO CUP V	CLIO	2:04.835	10	11	+16.346 +0.115	134.3
16	555 René STEENMETZ	BEL	AST Competition	RENAULT CLIO CUP V	CLIO	2:05.033	12	12	+16.544 +0.198	134.1
17	93 Nicolas MILAN	FRA	Milan Competición	RENAULT CLIO CUP V	CLIO	2:05.258	7	11	+16.769 +0.225	133.8
18	5 Sergio CASALINS	ESP	Team GM Sport	RENAULT CLIO CUP V	CLIO	2:05.393	11	11	+16.904 +0.135	133.7
19	85 Benjamin CAUVAS	FRA	GPA Racing	RENAULT CLIO CUP V	CLIO	2:05.442	4	11	+16.953 +0.049	133.6
20	58 Luis QUINTANA	ESP	GPA Racing	RENAULT CLIO CUP V	CLIO	2:05.910	10	11	+17.421 +0.468	133.2
21	999 HORN	FRA	GPA Racing	RENAULT CLIO CUP V	CLIO	2:06.050	4	11	+17.561 +0.140	133.0
22	1 Jose Luis ALBORS(JF)	ESP	BALBOR MOTORSPORT	Renault Clio Cup IV	TC3	2:06.234	2	9	+17.745 +0.184	132.8
23	33 Michel FAYE	FRA	GM Sport	RENAULT CLIO CUP V	CLIO	2:06.495	10	11	+18.006 +0.261	132.5
24	121 Stephan POLDERMAN	BEL	AST Competition	RENAULT CLIO CUP V	CLIO	2:06.518	11	11	+18.029 +0.023	132.5
25	21 Lydia SEMPERE	ESP	Milan Competición	RENAULT CLIO CUP V	CLIO	2:06.674	11	11	+18.185 +0.156	132.3
26	12 Filip BARTO	CZE	AST Competition	RENAULT CLIO CUP V	CLIO	2:06.697	3	11	+18.208 +0.023	132.3
27	77 Jean-louis CARPONCIN	FRA	Inter Génération Sport Auto	RENAULT CLIO CUP V	CLIO	2:06.717	10	11	+18.228 +0.020	132.3
28	44 Veenesh SHUNKER	FRA	Milan Competición	RENAULT CLIO CUP V	CLIO	2:06.985	7	10	+18.496 +0.268	132.0
29	9 Marcos GARCIA	ESP	BALBOR MOTORSPORT	Renault Clio Cup IV	TC3	2:07.910	4	7	+19.421 +0.925	131.1
30	125 Pablo RODRIGUEZ	ESP	Team GM Sport	RENAULT CLIO CUP V	CLIO	2:10.113	9	9	+21.624 +2.203	128.9
31	31 Cyril MELET	FRA	Milan Competición	RENAULT CLIO CUP V	CLIO	2:10.341	3	10	+21.852 +0.228	128.6
32	34 Luis_Alfredo MAURICE	ESP	Garage 34 Competición	RENAULT CLIO CUP V	CLIO	2:10.512	9	9	+22.023 +0.171	128.5
33	55 Youssef GABER	EGY	Uniq Racing	RENAULT CLIO CUP V	CLIO	2:10.838	9	9	+22.349 +0.326	128.1
34	8 J.Joaquin RODRIGO	ESP	VRT	RENAULT CLIO CUP V	CLIO	2:11.479	10	10	+22.990 +0.641	127.5
35	114 Marcel KUC	POL	Uniq Racing	RENAULT CLIO CUP V	CLIO	2:11.996	3	8	+23.507 +0.517	127.0
36	G25 Carlos CORTÉS	ESP	DRIVER'S ACADEMY	Renault Clio Cup V	TC4	2:13.284	9	10	+24.795 +1.288	125.8
37	G8 Santiago VALLEJO	ESP	RX PRO RACING	Renault Clio Cup IV	TC3	2:16.564	5	5	+28.075 +3.280	122.8
38	6 Stéphane MORIN	FRA	GPA Racing	RENAULT CLIO CUP V	CLIO	2:18.314	8	8	+29.825 +1.750	121.2
39	14 Kristoff COX	BEL	EJ Automotive	RENAULT CLIO CUP V	CLIO	2:18.907	9	9	+30.418 +0.593	120.7
40	30 Hugo NOGAREDA	ESP	PETROGOLD	Renault Clio Cup V	TC4	2:23.245	4	4	+34.756 +4.338	117.0
41	18 Eduard LÁZARO(JF)	ESP	ESCUADERIA KURUMA RACING	Renault Clio Cup IV	TC3					
42	23 Alexandre FINKELSTEIN	FRA	GPA Racing	RENAULT CLIO CUP V	CLIO					
43	42 Mariano ALONSO	ESP	GPA Racing	RENAULT CLIO CUP V	CLIO					
44	88 François SAMY	FRA	SPORT CUP 88	Renault Clio Cup V	TC4					
45	110 Agustín SANABRIA	ESP	ESCUADERIA FARAON	PORSCHE 992 CUP	GT CUP					
46	126 Vicente DASI(JF-BR)	ESP	PCR SPORT	Mercedes AMG GT4	GT4					
47	121 Víctor Carlos DA SILVA	PRT	VORTEX	Vortex 2.0	GPX					

Fastest Lap: Lap 11 Niels KOOLEN 1:48.489 154.5 Kph

Published at:

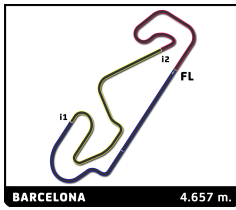
Track Status: **DRY**

Race Director:

David FUENTES

Timekeeper:

Alberto ESTÉBANEZ

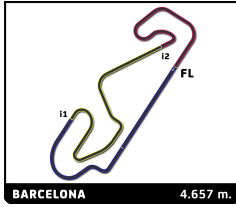


COPA CLIO ESPAÑA
ROUND 5 - BARCELONA
TEST COLECTIVO 1

Sector Analysis

— Invalidated Lap ■ Personal Best ■ Session Best ■ Crossing the pit lane

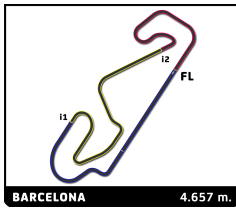
Lap	Time	Sector 1	Sector 2	Sector 3	T.Spd	Elapsed	Lap	Time	Sector 1	Sector 2	Sector 3	T.Spd	Elapsed
G25 Carlos CORTÉS ESP DRIVER'S ACADEMY Renault Clio Cup V							8	2:18.314	40.505	56.659	41.150		30:24.623
1	4:20.159	2:27.399	1:07.178	45.582		4:20.159							
2	2:27.467	44.974	58.484	44.009		6:47.626							
3	2:22.417	43.994	58.094	40.329		9:10.043							
4	2:42.348B	42.094	55.836	1:04.418		11:52.391							
5	6:56.199	5:19.113	55.199	41.887		18:48.590							
6	2:15.216	41.084	53.809	40.323		21:03.806							
7	3:20.495B	48.399	1:04.695	1:27.401		24:24.301							
8	3:21.264	1:47.146	53.722	40.396		27:45.565							
9	2:13.284	40.236	52.969	40.079		29:58.849							
10	2:37.313B	41.080	54.616	1:01.617		32:36.162							
G8 Santiago VALLEJO ESP RX PRO RACING Renault Clio Cup IV							9	2:11.479	39.559	52.360	39.560		30:16.669
1	13:12.560B	...	1:00.540	1:29.693	129.8	13:12.560							
2	5:35.500	3:46.493	1:03.541	45.466	122.4	18:48.060							
3	2:39.450B	43.542	56.724	59.184	177.0	21:27.510							
4	6:50.564	5:09.803	56.999	43.762	130.0	28:18.074							
5	2:16.564	40.673	55.678	40.213	194.2	30:34.638							
1 Jose Luis ALBORS(JF) ESP BALBOR MOTORSPORT Renault Clio Cup IV							10	2:04.345	37.863	49.708	36.774		29:31.346
1	2:33.708	1:03.193	52.261	38.254	89.1	2:33.708							
2	2:06.234	38.065	50.351	37.818	208.5	4:39.942							
3	2:07.438	37.473	49.762	40.203	206.5	6:47.380							
4	2:16.546B	40.343	49.704	46.499	193.2	9:03.926							
5	9:21.637	7:49.464	53.797	38.376	109.3	18:25.563							
6	2:10.349	38.171	51.487	40.691	209.3	20:35.912							
7	2:48.814B	40.583	52.493	1:15.738	198.2	23:24.726							
8	4:51.093	3:19.249	51.671	40.173	139.4	28:15.819							
9	2:08.926	38.336	51.794	38.796	209.3	30:24.745							
5 Sergio CASALINS ESP Team GM Sport RENAULT CLIO CUP V							11	2:04.630	37.569	49.888	37.173	211.4	31:35.976
1	3:11.505	1:30.890	58.756	41.859	81.3	3:11.505							
2	2:15.527	41.299	54.449	39.779	176.8	5:27.032							
3	2:10.218	39.677	52.000	38.541	204.2	7:37.250							
4	2:08.171	39.048	51.402	37.721	201.1	9:45.421							
5	2:53.164B	38.088	56.150	1:18.926	204.2	12:38.585							
6	5:15.453	3:46.651	51.310	37.492	139.5	17:54.038							
7	2:05.690	37.994	50.308	37.388	202.2	19:59.728							
8	2:37.282B	37.986	59.834	59.462	204.5	22:37.010							
9	4:41.590	3:13.053	50.724	37.813	142.3	27:18.600							
10	2:06.451	38.227	50.826	37.398	203.8	29:25.051							
11	2:05.393	37.909	50.475	37.009	206.1	31:30.444							
6 Stéphane MORIN FRA GPA Racing RENAULT CLIO CUP V							12	2:04.630	37.569	49.888	37.173	211.4	31:35.976
1	4:16.522	2:18.482	1:09.436	48.604		4:16.522							
2	2:33.366	48.193	1:01.905	43.268		6:49.888							
3	2:23.672	42.446	58.166	43.060		9:13.560							
4	2:42.267B	41.183	54.600	1:06.484		11:55.827							
5	7:16.834	5:38.241	55.673	42.920		19:12.661							
6	2:43.623B	40.867	57.370	1:05.386		21:56.284							
7	6:10.025	4:25.941	1:00.939	43.145		28:06.309							
8 J.Joaquin RODRIGO ESP VRT RENAULT CLIO CUP V							13	2:04.630	37.569	49.888	37.173	211.4	31:35.976
1	2:53.234	1:10.692	58.639	43.903	100.7	2:53.234							
2	2:25.940	46.027	57.176	42.737	155.8	5:19.174							
3	2:31.281	43.871	1:04.595	42.815	170.9	7:50.455							
4	2:16.344	40.430	53.632	42.282	181.5	10:06.799							
5	3:09.431B	40.628	56.735	1:32.068	203.4	13:16.230							
6	5:25.265	3:41.349	1:02.167	41.749	128.0	18:41.495							
7	2:14.438	41.374	52.317	40.747	202.6	20:55.933							
8	3:10.748B	48.466	1:06.138	1:16.144	121.9	24:06.681							
9	3:58.509	2:24.939	52.267	41.303	116.9	28:05.190							
10	2:11.479	39.559	52.360	39.560	202.2	30:16.669							
9 Marcos GARCIA ESP BALBOR MOTORSPORT Renault Clio Cup IV							10	2:04.630	37.569	49.888	37.173	211.4	31:35.976
1	2:55.316	1:11.723	59.781	43.812	109.5	2:55.316							
2	2:14.060	40.717	53.677	39.666	197.4	5:09.376							
3	2:10.242	39.067	52.660	38.515	204.9	7:19.618							
4	2:07.910	38.973	50.908	38.029	209.7	9:27.528							
5	2:31.728B	38.245	50.544	1:02.939	208.5	11:59.256							
6	6:25.210	4:52.065	54.032	39.113	111.2	18:24.466							
7	6:44.727B	38.838	51.342	5:14.547	202.6	25:09.193							
10 Mauro POLDERMAN BEL AST Competition RENAULT CLIO CUP V							11	2:04.630	37.569	49.888	37.173	211.4	31:35.976
1	3:34.128	1:37.331	1:13.769	43.028	64.4	3:34.128							
2	2:06.845	38.588	51.191	37.066	208.5	5:40.973							
3	2:06.380	37.582	50.291	38.507	208.5	7:47.353							
4	2:04.592	37.267	49.678	37.647	211.8	9:51.945							
5	2:59.441B	37.859	1:00.477	1:21.105	206.5	12:51.386							
6	5:48.274	4:04.278	59.463	44.533	97.3	18:39.660							
7	2:12.361	39.545	54.469	38.347	200.7	20:52.021							
8	2:38.029B	39.333	51.139	1:07.557	203.0	23:30.050							
9	3:56.951	2:27.918	50.951	38.082	142.5	27:27.001							
10	2:04.345	37.863	49.708	36.774	208.9	29:31.346							
11	2:04.630	37.569	49.888	37.173	211.4	31:35.976							
12 Filip BARTO CZE AST Competition RENAULT CLIO CUP V							12	2:04.630	37.569	49.888	37.173	211.4	31:35.976
1	3:34.952	1:37.921	1:13.716	43.315	69.1	3:34.952							
2	2:08.929	38.945	51.966	38.018	204.9	5:43.881							
3	2:06.697	38.120	50.845	37.732	203.0	7:50.578							
4	2:07.355	38.640	50.641	38.074	203.4	9:57.933							
5	3:02.875B	37.859	57.440	1:27.576	206.5	13:00.808							
6	5:39.233	3:56.139	1:01.300	41.794	111.2	18:40.041							
7	2:14.417	39.438	54.592	40.387	203.4	20:54.458							
8	2:43.844B	42.895	57.217	1:03.732	163.6	23:38.302							
9	4:10.554	2:34.422	58.052	38.080	135.7	27:48.856							
10	2:07.609	38.519	51.338	37.752	201.5	29:56.465							
11	2:07.040	37.985	50.966	38.089	204.9	32:03.505							
13 Alex LANCELLOTTI Suiza GPA Racing RENAULT CLIO CUP V							13	2:04.630	37.569	49.888	37.173	211.4	31:35.976
1	3:33.676	1:51.959	1:01.141	40.576	80.4	3:33.676							
2	2:06.687	38.024	50.752	37.911	210.9	5:40.363							



COPA CLIO ESPAÑA
ROUND 5 - BARCELONA
TEST COLECTIVO 1

Sector Analysis

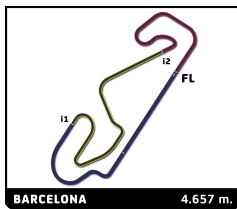
_ Invalidated Lap							■ Personal Best							■ Session Best							■ Crossing the pit lane																																																							
Lap	Time	Sector 1	Sector 2	Sector 3	T.Spd	Elapsed	Lap	Time	Sector 1	Sector 2	Sector 3	T.Spd	Elapsed	Lap	Time	Sector 1	Sector 2	Sector 3	T.Spd	Elapsed	Lap	Time	Sector 1	Sector 2	Sector 3	T.Spd	Elapsed																																																	
14 Kristoff COX BEL																																																																												
EJ Automotive RENAULT CLIO CUP V																																																																												
1	3:46.632	1:44.883	1:13.312	48.437		3:46.632	2	2:26.420	44.311	58.718	43.391	6:13.052	3	2:23.410	42.843	57.806	42.761	50.143	50.143	203.0	20:13.478	4	2:20.134	42.422	55.930	41.782	10:56.596	5	2:55.303	48.071	1:03.407	1:03.825	13:51.899	6	5:08.397	3:26.094	59.310	42.993	19:00.296	7	2:37.618	42.118	56.624	58.876	21:37.914	8	6:32.401	4:54.176	57.218	41.007	28:10.315	9	2:18.907	41.619	55.630	41.658	30:29.222																			
15 David POUGET FRA																																																																												
GPA Racing RENAULT CLIO CUP V																																																																												
1	3:33.538	1:52.995	58.669	41.874	111.6	3:33.538	2	2:06.515	37.991	50.769	37.755	209.3	5:40.053	3	2:06.285	37.799	50.205	38.281	208.9	7:46.338	4	2:07.632	38.099	52.183	37.350	204.9	9:53.970	5	3:00.573	37.781	59.491	1:23.301	205.7	12:54.543	6	6:55.293	5:25.181	52.890	37.222	115.5	19:49.836	7	2:31.142	37.348	54.137	59.657	203.8	22:20.978	8	4:52.497	3:23.422	52.220	36.855	132.0	27:13.475	9	2:03.396	36.990	50.010	36.396	207.3	29:16.871	10	2:02.964	36.968	49.443	36.553	209.3	31:19.835							
17 Nicky TAYLOR GBR																																																																												
GPA Racing RENAULT CLIO CUP V																																																																												
1	3:33.921	1:53.484	1:00.032	40.405	109.3	3:33.921	2	2:06.239	38.176	50.731	37.332	208.9	5:40.160	3	2:06.854	37.869	50.196	38.789	211.4	7:47.014	4	2:03.515	37.316	49.640	36.559	207.3	9:50.529	5	2:54.170	37.481	59.976	1:16.713	205.3	12:44.699	6	5:46.170	4:17.648	51.661	36.861	142.9	18:30.869	7	2:03.963	37.612	49.669	36.682	204.5	20:34.832	8	2:40.244	37.625	51.544	1:11.075	202.2	23:15.076	9	3:57.550	2:30.179	50.501	36.870	134.3	27:12.626	10	2:03.536	37.633	49.340	36.563	203.0	29:16.162	11	2:04.303	37.327	50.018	36.958	208.9	31:20.465
21 Lydia SEMPERE ESP																																																																												
Milan Competición RENAULT CLIO CUP V																																																																												
1	3:32.935	1:34.318	1:12.495	46.122	85.3	3:32.935	2	2:24.023	44.913	58.051	41.059	156.1	5:56.958	3	2:15.527	41.956	54.566	39.005	191.5	8:12.485	4	2:10.112	39.830	52.110	38.172	197.8	10:22.597	5	3:05.238	38.837	52.285	1:34.116	204.2	13:27.835	6	4:30.510	2:59.764	52.176	38.570	140.8	17:58.345																																			
25 Nicolas MILAN FRA																																																																												
Milan Competición RENAULT CLIO CUP V																																																																												
1	3:21.632	1:38.489	1:02.341	40.802	122.7	3:21.632	2	2:09.733	39.410	51.789	38.534	201.9	5:31.365	3	2:06.432	38.609	50.658	37.165	204.9	7:37.797	4	2:05.036	37.793	50.367	36.876	208.5	9:42.833	5	2:45.692	37.461	54.999	1:13.232	204.9	12:28.525	6	5:40.124	4:10.212	51.076	38.836	132.8	18:08.649	7	2:04.829	37.741	50.143	36.945	203.0	20:13.478	8	2:55.834	38.270	1:06.583	1:10.981	205.3	23:09.312	9	4:42.507	3:13.767	51.177	37.563	128.3	27:51.819	10	2:06.338	37.521	50.363	38.454	205.7	29:58.157	11	2:04.386	37.660	49.668	37.058	206.5	32:02.543
30 Hugo NOGAREDA ESP																																																																												
PETROGOLD Renault Clio Cup V																																																																												
1	19:04.931	...	59.522	44.113	110.3	19:04.931	2	2:46.456	44.531	57.970	1:03.955	195.7	21:51.387	3	6:50.004	5:09.263	58.140	42.601	113.0	28:41.391	4	2:23.245	43.134	57.589	42.522	186.9	31:04.636																																																	
31 Cyril MELET FRA																																																																												
Milan Competición RENAULT CLIO CUP V																																																																												
1	2:37.389	54.877	1:00.542	41.970	92.5	2:37.389	2	2:12.580	40.888	52.524	39.168	201.9	4:49.969	3	2:10.341	38.880	51.820	39.641	202.2	7:00.310	4	2:12.237	39.429	52.107	40.701	203.8	9:12.547	5	2:34.667	40.253	51.809	1:02.605	200.7	11:47.214	6	6:58.565	5:24.500	53.461	40.604	120.8	18:45.779	7	2:12.753	39.689	53.357	39.707	198.9	20:58.532	8	3:14.852	50.165	1:05.111	1:19.576	133.7	24:13.384	9	3:40.806	2:10.134	51.885	38.787	131.9	27:54.190	10	2:11.436	39.754	52.847	38.835	206.9	30:05.626							
33 Michel FAYE FRA																																																																												
GM Sport RENAULT CLIO CUP V																																																																												
1	3:10.995	1:29.456	58.935	42.604	87.4	3:10.995	2	2:15.738	41.355	54.632	39.751	197.4	5:26.733	3	2:10.444	39.529	51.882	39.033	201.1	7:37.177	4	2:11.347	39.979	52.299	39.069	200.0	9:48.524	5	2:59.060	39.392	1:00.774	1:18.894	204.2	12:47.584	6	5:10.407	3:39.085	52.615	38.707	140.6	17:57.991	7	2:11.258	40.045	51.687	39.526	201.1	20:09.249	8	2:42.512	38.242	57.319	1:06.951	204.5	22:51.761	9	4:32.643	3:02.128	50.838	39.677	141.4	27:24.404	10	2:06.495	38.255	50.612	37.628	206.1	29:30.899	11	2:07.457	38.404	50.585	38.468	206.1	31:38.356
34 Luis_Alfredo MAURICE ESP																																																																												
Garage 34 Competición RENAULT CLIO CUP V																																																																												
1	3:38.678	57.287	1:00.162	1:41.229		3:38.678																																																																						



COPA CLIO ESPAÑA
ROUND 5 - BARCELONA
TEST COLECTIVO 1

Sector Analysis

_ Invalidated Lap							■ Personal Best							■ Session Best							B Crossing the pit lane						
Lap	Time	Sector 1	Sector 2	Sector 3	T.Spd	Elapsed	Lap	Time	Sector 1	Sector 2	Sector 3	T.Spd	Elapsed	Lap	Time	Sector 1	Sector 2	Sector 3	T.Spd	Elapsed	Lap	Time	Sector 1	Sector 2	Sector 3	T.Spd	Elapsed
44 Veeneesh SHUNKER FRA																											
Milan Competición														RENAULT CLIO CUP V													
1	2:42.309	1:06.049	55.777	40.483	91.4	2:42.309																					
2	2:12.154	40.469	52.583	39.102	194.6	4:54.463																					
3	2:08.665	38.899	51.367	38.399	198.9	7:03.128																					
4	2:08.829	38.562	51.087	39.180	199.6	9:11.957																					
5	2:28.297	38.975	51.287	58.035	200.0	11:40.254																					
6	2:20.982	4:51.765	51.415	37.802	136.9	18:01.236																					
7	2:06.985	38.531	50.381	38.073	202.6	20:08.221																					
8	2:36.724	38.112	54.026	1:04.586	204.2	22:44.945																					
9	5:09.385	3:38.881	51.994	38.510	114.0	27:54.330																					
10	2:09.505	38.947	52.453	38.105	206.5	30:03.835																					
55 Youssef GABER EGY																											
Uniq Racing														RENAULT CLIO CUP V													
1	3:35.823	1:39.559	1:12.903	43.361	97.0	3:35.823																					
2	2:26.567	39.804	53.886	52.877	205.7	6:02.390																					
3	3:35.758	2:04.101	52.955	38.702	139.5	9:38.148																					
4	2:45.870	39.533	56.639	1:09.698	202.2	12:24.018																					
5	6:16.871	4:36.804	58.267	41.800	138.3	18:40.889																					
6	2:12.722	39.668	53.523	39.531	203.0	20:53.611																					
7	2:41.944	43.202	57.123	1:01.619	169.0	23:35.555																					
8	4:34.974	3:01.800	52.730	40.444	140.8	28:10.529																					
9	2:10.838	38.672	52.428	39.738	203.8	30:21.367																					
85 Benjamin CAUVAS FRA																											
GPA Racing														RENAULT CLIO CUP V													
1	3:39.336	1:59.154	58.666	41.516	133.7	3:39.336																					
2	2:10.317	39.614	51.741	38.962	188.5	5:49.653																					
3	2:06.687	37.964	51.120	37.603	203.4	7:56.340																					
4	2:05.442	38.008	50.347	37.087	204.2	10:01.782																					
5	3:02.562	38.159	54.759	1:29.644	203.0	13:04.344																					
6	5:44.245	4:15.700	50.455	38.090	141.7	18:48.589																					
7	2:07.227	37.855	50.790	38.582	204.2	20:55.816																					
8	3:06.464	47.372	1:05.205	1:13.887	146.7	24:02.280																					
9	3:21.307	1:52.519	50.428	38.360	142.9	27:23.587																					
10	2:06.220	38.107	50.272	37.841	204.9	29:29.807																					
11	2:06.742	38.367	50.456	37.919	202.2	31:36.549																					
93 Nicolas MILAN FRA																											
Milan Competición														RENAULT CLIO CUP V													
1	3:21.549	1:38.805	1:00.033	42.711	113.6	3:21.549																					
2	2:10.957	40.280	51.669	39.008	189.5	5:32.506																					
3	2:06.477	38.469	50.504	37.504	205.7	7:38.983																					
4	2:07.997	38.428	50.839	38.730	206.5	9:46.980																					
5	2:53.187	37.891	1:01.362	1:13.934	206.1	12:40.167																					
6	5:28.973	3:59.102	50.940	38.931	133.5	18:09.140																					
7	2:05.258	38.141	49.815	37.302	206.9	20:14.398																					
8	2:56.422	37.865	1:06.834	1:11.723	206.9	23:10.820																					
9	4:42.227	3:12.980	50.861	38.386	133.5	27:53.047																					
10	2:05.938	37.977	50.229	37.732	205.7	29:58.985																					
11	2:29.184	37.587	54.885	56.712	207.7	32:28.169																					
99 Guillaume MAIO FRA																											
Team GM Sport														RENAULT CLIO CUP V													
1	3:05.294	1:27.996	56.716	40.582	74.0	3:05.294																					
2	2:08.678	39.262	51.061	38.355	194.9	5:13.972																					
3	2:05.847	38.036	50.355	37.456	203.0	7:19.819																					
4	2:05.648	37.665	50.738	37.245	207.7	9:25.467																					
5	2:32.061	37.762	50.494	1:03.805	203.0	11:57.528																					
6	5:57.061	4:23.949	55.440	37.672	140.6	17:54.589																					
7	2:05.557	37.863	50.393	37.301	205.3	20:00.146																					
8	2:34.534	37.797	58.175	58.562	208.1	22:34.680																					
9	4:41.574	3:13.363	50.991	37.220	143.4	27:16.254																					
10	2:04.835	37.833	49.762	37.240	204.5	29:21.089																					
11	2:05.271	37.819	50.072	37.380	210.9	31:26.360																					
114 Marcel KUC POL																											
Uniq Racing														RENAULT CLIO CUP V													
1	3:33.170	1:40.332	1:08.910	43.928	132.0	3:33.170																					
2	2:12.399	40.276	52.054	40.069	191.5	5:45.569																					
3	2:11.996	39.185	55.026	37.785	204.2	7:57.565																					
4	2:20.672	37.994	50.167	52.511	204.9	10:18.237																					
5	9:33.205	8:02.506	52.748	37.951	139.4	19:51.442																					
6	2:32.037	38.316	55.462	58.259	203.4	22:23.479																					
7	5:57.372	4:21.973	56.307	39.092	142.7	28:20.851																					
8	2:12.340	39.777	52.084	40.479	182.7	30:33.191																					
77 Jean-louis CARPONCIN FRA																											
Inter Génération Sport Auto														RENAULT CLIO CUP V													
1	3:38.063	1:38.912	1:14.189	44.962	96.2	3:38.063																					
2	2:15.028	40.445	55.601	38.982	203.8	5:53.091																					
3	2:10.291	38.587	53.259	38.445	204.5	8:03.382																					
4	2:08.446	38.758	51.835	37.853	204.2	10:11.828																					
5	3:08.400	40.056	55.220	1:33.124	204.5	13:20.228																					
6	5:20.521	3:35.900	1:01.841	42.780	113.7	18:40.749																					
7	2:14.615	40.741	53.332	40.542	199.6	20:55.364																					



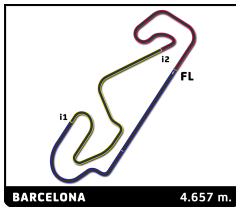
COPA CLIO ESPAÑA

ROUND 5 - BARCELONA

TEST COLECTIVO 1

Sector Analysis

_ Invalidated Lap							■ Personal Best							■ Session Best							■ B Crossing the pit lane						
Lap	Time	Sector 1	Sector 2	Sector 3	T.Spd	Elapsed	Lap	Time	Sector 1	Sector 2	Sector 3	T.Spd	Elapsed	Lap	Time	Sector 1	Sector 2	Sector 3	T.Spd	Elapsed	Lap	Time	Sector 1	Sector 2	Sector 3	T.Spd	Elapsed
115 Mario PINAZO ESP																											
NM RACING TEAM														Mercedes AMG GT4													
1	2:45.698	1:09.397	55.352	40.949	105.2	2:45.698	2	1:58.840	37.432	47.207	34.201	183.1	4:25.725														
2	2:08.596	39.937	51.009	37.650	221.8	4:54.294	3	1:54.777	35.132	45.877	33.768	243.8	6:20.502														
3	2:03.588	36.644	49.423	37.521	235.3	6:57.882	4	2:01.814	34.042	54.957	32.815	259.6	8:22.316														
4	2:03.236	35.154	51.939	36.143	238.9	9:01.118	5	1:48.847	32.071	43.677	33.099	261.5	10:11.163														
5	1:59.978	36.038	47.877	36.063	238.9	11:01.096	6	2:55.402B	32.093	54.331	1:28.978	261.5	13:06.565														
6	2:52.575B	46.123	1:02.376	1:04.076	179.4	13:53.671	7	5:07.216	3:47.540	46.017	33.659	134.0	18:13.781														
7	5:51.335	4:08.719	53.432	49.184	125.4	19:45.006	8	1:52.143	32.545	45.272	34.326	260.2	20:05.924														
8	2:16.668B	35.683	54.384	46.601	236.8	22:01.674	9	2:22.166B	32.661	50.400	59.105	261.5	22:28.090														
9	7:06.877	5:41.666	48.926	36.285	156.7	29:08.551	10	4:56.919	3:38.194	44.328	34.397	144.8	27:25.009														
10	1:58.207	35.442	47.287	35.478	237.9	31:06.758	11	1:53.452	34.799	44.081	34.572	261.5	29:18.461														
							12	1:49.438	32.278	43.968	33.192	262.1	31:07.899														
116 Asier GOROSTIZA(JF-BR) ESP																											
GT CORSE														Porsche 992 GT3 Cup													
1	2:41.961	1:06.820	56.540	38.601	94.4	2:41.961	1	7:16.530	5:35.190	59.432	41.908	138.5	7:16.530														
2	1:56.826	35.452	46.451	34.923	211.8	4:38.787	2	2:19.055	44.241	54.535	40.279	134.8	9:35.585														
3	1:56.742	34.355	47.361	35.026	255.3	6:35.529	3	2:58.352B	41.489	1:00.430	1:16.433	200.4	12:33.937														
4	2:00.546B	33.745	44.289	42.512	257.1	8:36.075	4	5:26.407	3:52.028	54.470	39.909	139.9	18:00.344														
5	4:26.951B	2:03.348	54.274	1:29.329	165.6	13:03.026	5	2:16.258	41.452	53.525	41.281	200.7	20:16.602														
6	5:11.811	3:51.505	46.995	33.311	140.1	18:14.837	6	2:56.645B	39.782	1:04.079	1:12.784	202.2	23:13.247														
7	1:49.691	32.095	43.975	33.621	260.9	20:04.528	7	4:22.446	2:49.157	54.391	38.898	142.1	27:35.693														
8	2:21.450B	33.018	48.351	1:00.081	260.2	22:25.978	8	2:10.836	39.254	51.881	39.701	203.4	29:46.529														
9	5:25.894	4:03.319	46.729	35.846	131.9	27:51.872	9	2:10.113	39.108	52.044	38.961	203.0	31:56.642														
10	1:52.031	33.158	44.494	34.379	260.9	29:43.903																					
11	1:52.428	32.913	44.845	34.670	260.9	31:36.331																					
120 Stephane BARRET(BR) FRA																											
VORTEX														Vortex 2.0													
1	6:49.742	5:16.743	53.779	39.220		6:49.742	1	3:48.319	2:10.022	57.819	40.478	107.0	3:48.319														
2	2:02.799	35.833	49.396	37.570		8:52.541	2	2:18.351	44.776	53.410	40.165	194.6	6:06.670														
3	2:03.771	34.775	49.463	39.533		10:56.312	3	2:07.579	41.252	49.488	36.839	185.6	8:14.249														
4	2:51.215B	46.092	1:01.549	1:03.574		13:47.527	4	1:58.674	36.093	47.045	35.536	233.8	10:12.923														
5	5:35.986	4:01.974	54.762	39.250		19:23.513	5	5:18.930B	3:35.824	53.696	49.410	231.8	15:31.853														
6	2:25.607B	35.674	48.934	1:00.999		21:49.120	6	2:46.320	1:21.803	49.218	35.299	139.4	18:18.173														
7	6:07.258	4:40.193	49.658	37.407		27:56.378	7	1:57.189	34.959	47.122	35.108	231.3	20:15.362														
8	1:57.988	34.780	47.346	35.862		29:54.366	8	2:40.663B	34.769	57.572	1:08.322	233.3	22:56.025														
9	1:54.530	33.731	45.523	35.276		31:48.896	9	5:15.564	3:50.539	49.364	35.661	147.5	28:11.589														
							10	1:56.494	34.513	46.816	35.165	233.8	30:08.083														
121 Stephan POLDERMAN BEL																											
AST Competition														RENAULT CLIO CUP V													
1	3:32.867	1:32.022	1:16.559	44.286	65.6	3:32.867	1	3:37.981	1:45.765	1:08.263	43.953	123.7	3:37.981														
2	2:09.895	40.195	51.903	37.797	200.7	5:42.762	2	2:05.745	39.266	49.958	36.521	204.9	5:43.726														
3	2:08.288	38.605	52.339	37.344	204.9	7:51.050	3	2:02.380	35.276	49.514	37.590	248.3	7:46.106														
4	2:06.585	38.234	50.681	37.670	207.7	9:57.635	4	1:59.160	35.110	47.784	36.266	247.7	9:45.266														
5	3:00.889B	37.123	57.681	1:26.085	203.8	12:58.524	5	2:45.262B	35.678	55.156	1:14.428	240.0	12:30.528														
6	5:40.573	3:55.481	1:01.747	43.345	97.2	18:39.097	6	6:49.230	5:19.392	53.616	36.222	130.3	19:19.758														
7	2:13.663	38.986	55.052	39.625	199.6	20:52.760	7	2:20.597B	34.870	48.382	57.345	248.3	21:40.355														
8	2:39.783B	39.455	51.305	1:09.023	204.2	23:32.543	8	6:22.337	4:56.826	48.078	37.433	169.8	28:02.692														
9	3:53.980	2:24.778	50.900	38.302	142.3	27:26.523	9	1:59.491	34.958	47.952	36.581	247.1	30:02.183														
10	2:07.017	38.756	50.675	37.586	203.4	29:33.540																					
11	2:06.518	38.284	50.341	37.893	205.3	31:40.058																					
122 Alejandro BARAMBIO ESP																											
GT CORSE														Porsche 992 GT3 Cup													
1	2:26.885	1:01.799	49.271	35.815	91.1	2:26.885	1	3:17.744	1:41.090	59.433	37.221	141.0	3:17.744														
							2	2:01.813	36.088	49.690	36.035	242.2	5:19.557														
							3	1:57.886	34.997	47.280	35.609	244.3	7:17.443														
							4	1:56.356	34.782	46.879	34.695	244.3	9:13.799														
							5	2:24.166B	36.877	46.861	1:00.428	205.7	11:37.965														
							6	7:00.715	5:20.403	58.587	41.725	146.1	18:38.680														
125 Pablo RODRIGUEZ ESP																											
Team GM Sport														RENAULT CLIO CUP V													
1	7:16.530	5:35.190	59.432	41.908	138.5	7:16.530	1	3:37.981	1:45.765	1:08.263	43.953	123.7	3:37.981														
2	2:19.055	44.241	54.535	40.279	134.8	9:35.585	2	2:05.745	39.266	49.958	36.521	204.9	5:43.726														
3	2:58.352B	41.489	1:00.430	1:16.433	200.4	12:33.937	3	2:02.380	35.276	49.514	37.590	248.3	7:46.106														
4	5:26.407	3:52.028	54.470	39.909	139.9	18:00.344	4	1:59.160	35.110	47.784	36.266	247.7	9:45.266														
5	2:16.258	41.452	53.525	41.281	200.7	20:16.602	5	2:45.262B	35.678	55.156	1:14.428	240.0	12:30.528														
6	2:56.645B	39.782	1:04.079	1:12.784	202.2	23:13.247	6	6:49.230	5:19.392	53.616	36.222	130.3	19:19.758														
7	4:22.446	2:49.157	54.391	38.898	142.1	27:35.693	7	2:20.597B	34.870	48.382	57.345	248.3	21:40.355														
8	2:10.836	39.254	51.881	39.701	203.4	29:46.529	8	6:22.337	4:56.826	48.078	37.433	169.8	28:02.692														
9	2:10.113	39.108	52.044	38.961	203.0	31:56.642	9	1:59.491	34.958	47.952	36.581	247.1	30:02.183														
130 Pere MARQUES ESP																											
PETROGOLD														Ligier Js2r													
1	3:48.319	2:10.022	57.819	40.478	107.0	3:48.319	1	3:37.981	1:45.765	1:08.263	43.953	123.7	3:37.981														
2	2:18.351	44.776	53.410	40.165	194.6	6:06.670	2	2:05.745	39.266	49.958	36.521	204.9	5:43.726														
3	2:07.579	41.252	49.488	36.839	185.6	8:14.249	3	2:02.380	35.276	49.514	37.590	248.3	7:46.106														
4	1:58.674	36.093	47.045	35.536	233.8	10:12.923	4	1:59.160	35.110	47.784	36.266	247.7	9:45.266														
5	5:18.930B	3:35.824	53.696	49.410	231.8	15:31.853	5	2:45.262B	35.678	55.156	1:14.428	240.0	12:30.528														
6	2:46.320	1:21.803	49.218	35.299	139.4	18:18.173	6	6:49.230	5:19.392	53.616	36.222	130.3	19:19.758														
7	1:57.189	34.959	47.122	35.108	231.3	20:15.362	7	2:20.597B	34.870	48.382	57.345	248.3	21:40.355														
8	2:40.663B	34.769	57.572	1:08.322	233.3	22:56.025	8	6:22.337	4:56.826	48.078	37.433	169.8	28:02.692														
9	5:15.564	3:50.539	49.364	35.661	147.5	28:11.589	9	1:59.491	34.958	47.952	36.581	247.1	30:02.183														
10	1:56.494	34.513	46.816	35.165	233.8	30:08.083																					
133 Rui MIRITTA PRT																											
MONTEIROS COMPETIÇÕES														Porsche 991.1 GT3													
1	3:37.981	1:45.765	1:08.263	43.953	123.7	3:37.981	1	3:37.981	1:45.765	1:08.263	43.953	123.7	3:37.981														
2	2:05.745	39.266	49.958	36.521	204.9	5:43.726	2	2:05.745	39.266	49.958	36.521	204.9	5:43.726														
3	2:02.380	35.276	49.514	37.590	248.3	7:46.106	3	2:02.380	35.276	49.514	37.590	248.3	7:46.106														
4	1:59.160	35.110	47.784	36.266	247.7	9:45.266	4	1:59.160	35.110	47.784	36.266	247.7	9:45.266														
5	2:45.262B	35.678	55.156	1:14.428	240.0	12:30.528	5	2:45.262B	35.678	55.156	1:14.428	240.0	12:30.528														
6	6:49.230	5:19.392	53.616	36.222	130.3	19:19.758	6	6:49.230	5:19.392	53.616	36.222	130.3	19:19.75														



COPA CLIO ESPAÑA ROUND 5 - BARCELONA TEST COLECTIVO 1

Sector Analysis

— Invalidated Lap

■ Personal Best

■ Session Best

B Crossing the pit lane

Lap	Time	Sector 1	Sector 2	Sector 3	T.Spd	Elapsed	Lap	Time	Sector 1	Sector 2	Sector 3	T.Spd	Elapsed
7	1:58.164	35.019	47.756	35.389	240.0	20:36.844	11	2:06.512	39.140	50.325	37.047	201.5	31:27.110
8	2:40.126B	37.000	51.513	1:11.613	235.8	23:16.970							
9	4:57.104	3:28.032	51.435	37.637	153.2	28:14.074							
10	2:02.490	36.445	50.323	35.722	244.3	30:16.564							

150 Jorge ROCHA PRT
MONTEIROS COMPETIÇÕES Bmw M4 GT4 F82

1	4:01.893	1:59.364	1:10.229	52.300	78.8	4:01.893
2	2:36.226	48.732	1:02.227	45.267	202.2	6:38.119
3	2:19.316	41.171	55.177	42.968	230.8	8:57.435
4	2:36.318B	40.665	55.219	1:00.434	233.3	11:33.753
5	7:34.490	6:05.964	50.551	37.975	106.5	19:08.243
6	2:25.042B	37.832	50.940	56.270	240.0	21:33.285
7	6:24.223	4:56.600	50.437	37.186	158.1	27:57.508
8	2:04.720	36.366	50.125	38.229	240.0	30:02.228

151 Niels KOOLEN NLD
VELOSO MOTORSPORT Porsche 992 GT3 Cup

1	3:13.857	1:41.082	55.223	37.552	104.9	3:13.857
2	1:58.293	36.451	46.371	35.471	208.5	5:12.150
3	1:52.334	33.366	45.155	33.813	260.2	7:04.484
4	1:52.906	33.229	46.127	33.550	260.2	8:57.390
5	2:01.261B	32.325	45.308	43.628	259.0	10:58.651
6	7:46.827	6:20.014	49.628	37.185	112.6	18:45.478
7	1:53.789	35.451	45.311	33.027	237.4	20:39.267
8	2:42.482B	35.641	51.686	1:15.155	262.1	23:21.749
9	3:58.282	2:39.360	44.402	34.520	156.1	27:20.031
10	1:50.344	32.856	44.984	32.504	257.8	29:10.375
11	1:48.489	32.709	43.128	32.652	262.8	30:58.864

555 René STEENMETZ BEL
AST Competition RENAULT CLIO CUP V

1	2:33.028	54.534	57.912	40.582	100.3	2:33.028
2	2:10.068	39.845	52.115	38.108	199.3	4:43.096
3	2:07.679	38.570	51.656	37.453	202.6	6:50.775
4	2:06.939	38.744	50.237	37.958	206.9	8:57.714
5	2:07.481	39.811	50.452	37.218	202.2	11:05.195
6	2:52.053B	43.516	1:02.041	1:06.496	197.1	13:57.248
7	4:01.428	2:32.319	50.811	38.298	139.4	17:58.676
8	2:06.465	38.817	50.330	37.318	207.7	20:05.141
9	2:35.329B	38.113	55.552	1:01.664	204.9	22:40.470
10	4:23.111	2:55.018	50.561	37.532	136.0	27:03.581
11	2:06.402	38.335	50.447	37.620	201.1	29:09.983
12	2:05.033	37.801	49.989	37.243	204.5	31:15.016

999 HORN FRA
GPA Racing RENAULT CLIO CUP V

1	3:39.135	1:58.658	58.645	41.832	113.7	3:39.135
2	2:11.157	39.913	53.097	38.147	201.5	5:50.292
3	2:07.807	38.610	51.432	37.765	204.5	7:58.099
4	2:06.050	37.927	50.621	37.502	206.5	10:04.149
5	3:05.332B	37.756	56.868	1:30.708	203.8	13:09.481
6	5:41.959	4:12.821	51.563	37.575	138.6	18:51.440
7	2:07.944	39.502	50.703	37.739	203.4	20:59.384
8	3:17.568B	50.876	1:04.458	1:22.234	126.6	24:16.952
9	2:57.304	1:28.113	51.928	37.263	134.2	27:14.256
10	2:06.342	37.729	50.347	38.266	205.3	29:20.598